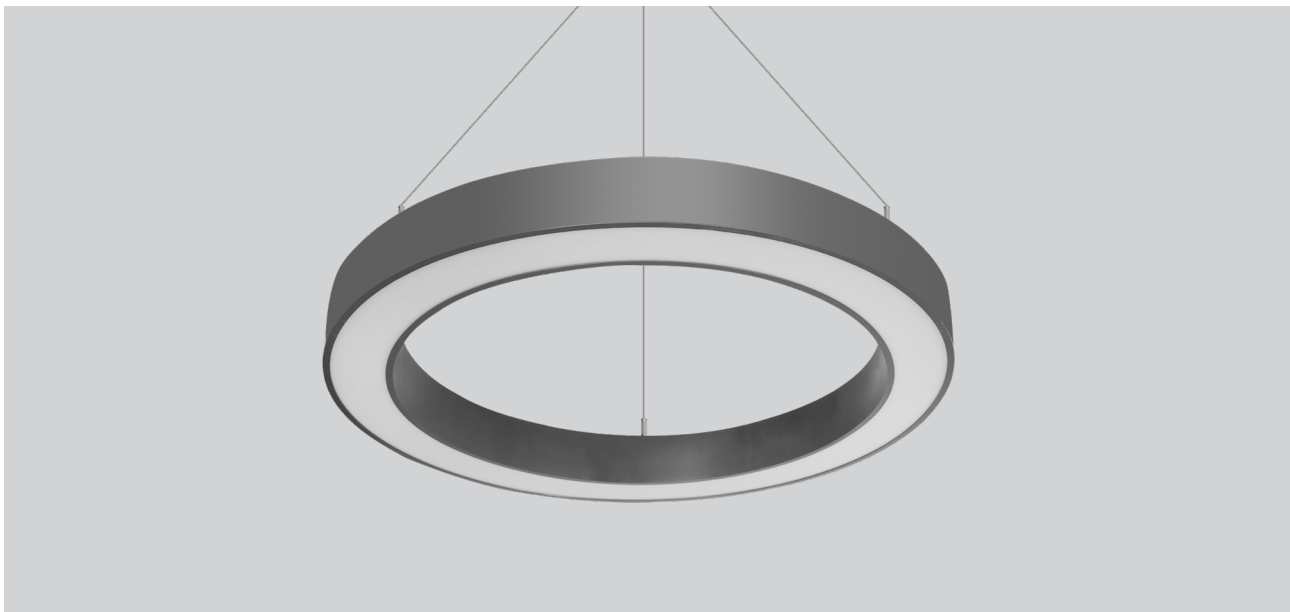




SLO Pendant Luminaires

SLO luminaires are very wide range of luminaires. The circular structure of the luminaire reveals a unique mood in the room. The snap-on mechanism, which can be adjusted in height, provides great convenience in installation. The array of LEDs integrates with the opal diffuser to provide extremely soft light distribution. In terms of being able to adapt to the environment, they are presented in black and white colors.





RAL COLORS

Std.

9005

Opt.

9016

9006

IP20  

SLO

Code	Luminous Flux	System Power	Weight
SLO 120	4.200lm	60 W	12 Kg
SLO 90	3.100lm	45 W	9 Kg
SLO 60	2.100lm	30 W	5.5 Kg

Body: Aluminium

Diffuser: Opal

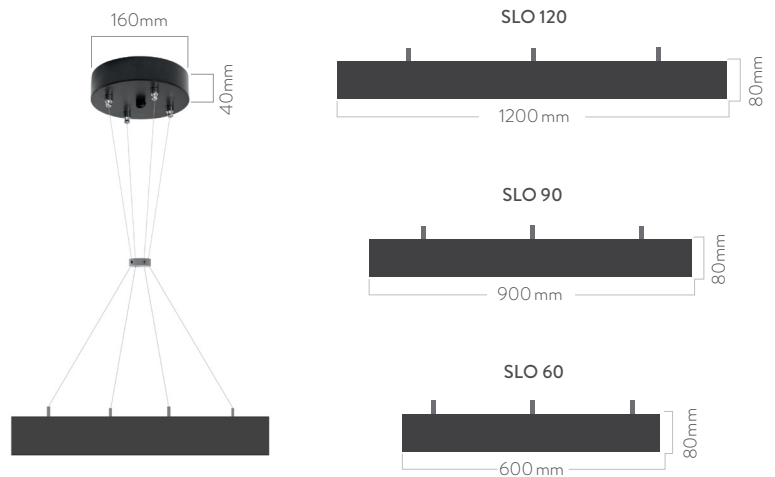
Driver: Included

Beam Angle: 115°

Voltage: 220~240 VAC

Color Temperature: 2700-3000-4000-5000-6500K

Led: Mid Power



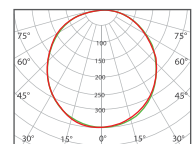
BOX DIMENSIONS

SLO60: 62x62x16 cm
 SLO90: 92x92x16 cm
 SLO120: 122x122x16 cm



BOX WEIGHT

SLO60: 6kg
 SLO90: 9.5kg
 SLO120: 12.5kg



cd/klm
 — C0 - C180 — C90 - C270