

LUXOR

Bollards

Luxor, a standard bollard luminaire, offers an advanced and uniform lighting solution specifically designed for optimal walkway illumination. Featuring a sleek, corrosion-resistant body and a high-protection-class optical system, Luxor delivers durable performance and long-lasting efficiency. The luminaire integrates LEDs within a robust housing engineered to withstand harsh outdoor conditions. Additionally, equipped with IP65 to IP67 rated drivers, Luxor ensures superior protection against environmental factors, making it a reliable and resilient choice for all your outdoor lighting requirements.





RAL COLORS

- Std. 9007
- Opt. 9005
- 9006
- 7016
- 9016

LUXOR

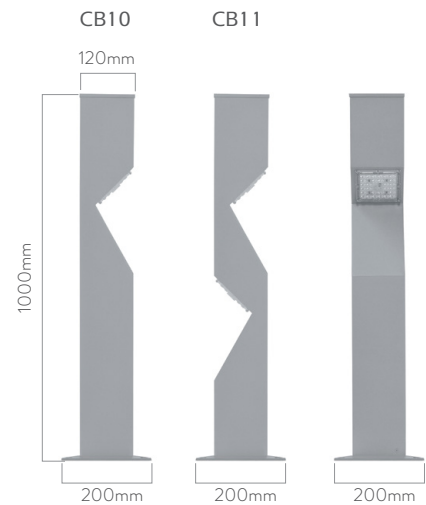
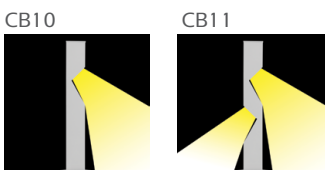




Code	Beam Angle	Luminous Flux	System Power	Weight
CB10	Asymmetrical	1.030 lm	12 W	3.5 kg
CB11	Asymmetrical	2.070 lm	2x12 W	3.8 kg

Body: Aluminum extruded
Led: Mid-Power Led

Lens: PMMA
Voltage: 220-240 VAC

Color Temperature: 3000-4000-5000-6500K




BOX DIMENSIONS
CB10 21x21x104 cm
CB11 21x21x104 cm


BOX WEIGHT
CB10 4 kg
CB11 4.3 kg

